

Panopto Settings for Shelby 1113



Best Camera: Integrated RGB Camera

Best Microphone: Line In (Realtek High Definition Audio)

Document Camera: Set Secondary Source to USB Capture HDMI—switch via podium control panel

Laptop Capture: Start Panopto capture from podium computer, Set Secondary Source to USB Capture HDMI—switch via podium control panel

Panopto

Create New Recording | Manage Recordings | Settings | Sign in

Session Settings

Folder: Offline Recording

Name: Friday, August 7, 2020 at 3:11:57 PM | Join Session

Primary Sources

Video: Integrated RGB Camera

Audio: Line In (Realtek High Definition Audio)

Quality: High

Capture Computer Audio

Secondary Sources

Capture PowerPoint

Capture Main Screen

USB Capture HDMI

Add Another Video Source

PowerPoint x Main Screen x USB Capture HDMI x

Secondary Source

Resolution: 1920 x 1080 | fps: 24 | kbps: 2000

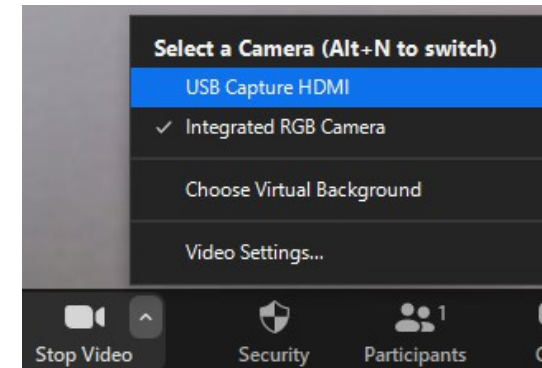
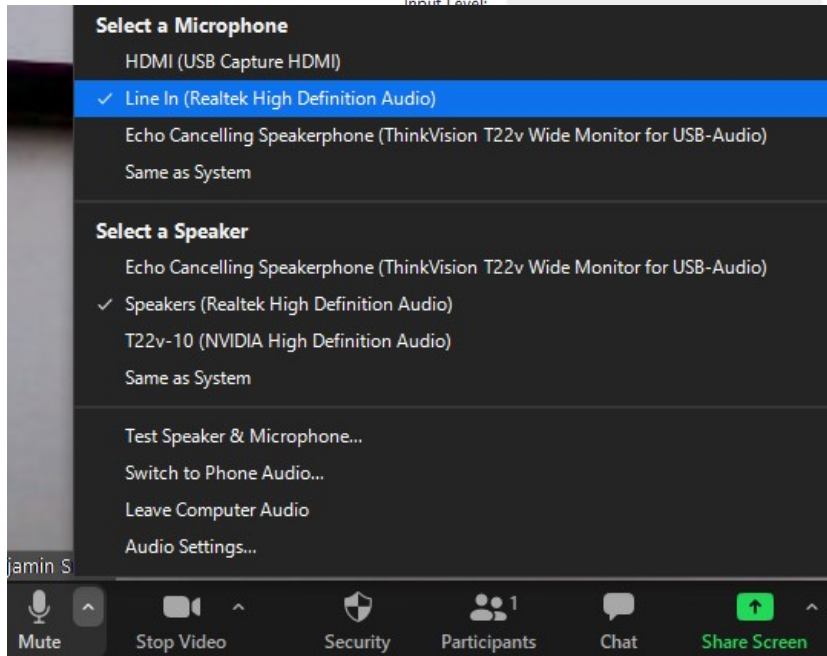
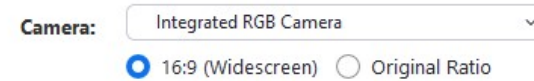
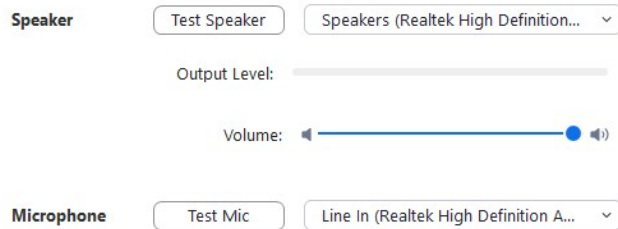
Zoom Settings for Shelby 1113

Best Camera: Integrated RGB Camera

Best Microphone: Line In (Realtek High Definition Audio)

Document Camera: Change camera to USB Capture HDMI—switch via podium control panel

Laptop Capture: Start Panopto capture from podium computer, Change camera to USB Capture HDMI—switch via podium control panel



Engineering Network Services: 334-844-2280

OIT Helpdesk and Classroom Support: 334-844-4944